



lumini Solucoes em Iluminacao LTDA
www.lumini.com.br
Email: laboratorio@lumini.com.br
Tel: +55 11 3437-5555 Fax: +55 11 3437-5555
Address: Rua Ferreira Viana, 716 - Socorro - São Paulo/SP

lumini

LumCAT:

Luminaire: no frame flex xsm a e fc

LampCAT: modulo led 2W 30K irc 90

Ballast type: led driver 700mA

Report No:

Voltage(V): 127.9500

Test No:

Current(A): 0.0520

Number of Lamps: 1

Power (W): 2.9280

Lamp flux(lm): 235.0

PF: 0.4380

Length(mm): 40

Width(mm): 40

Phm Type: C

Height(mm): 0

Photometric Results

Lumens(lm): 125.06, Efficiency(%): 53.21% , Luminous Efficacy(lm/W): 42.71

Central intensity(cd): 1205.818, Maximum intensity(cd): 1205.818

Angle of maximum intensity: $C=0.0$ $\gamma=0.0$

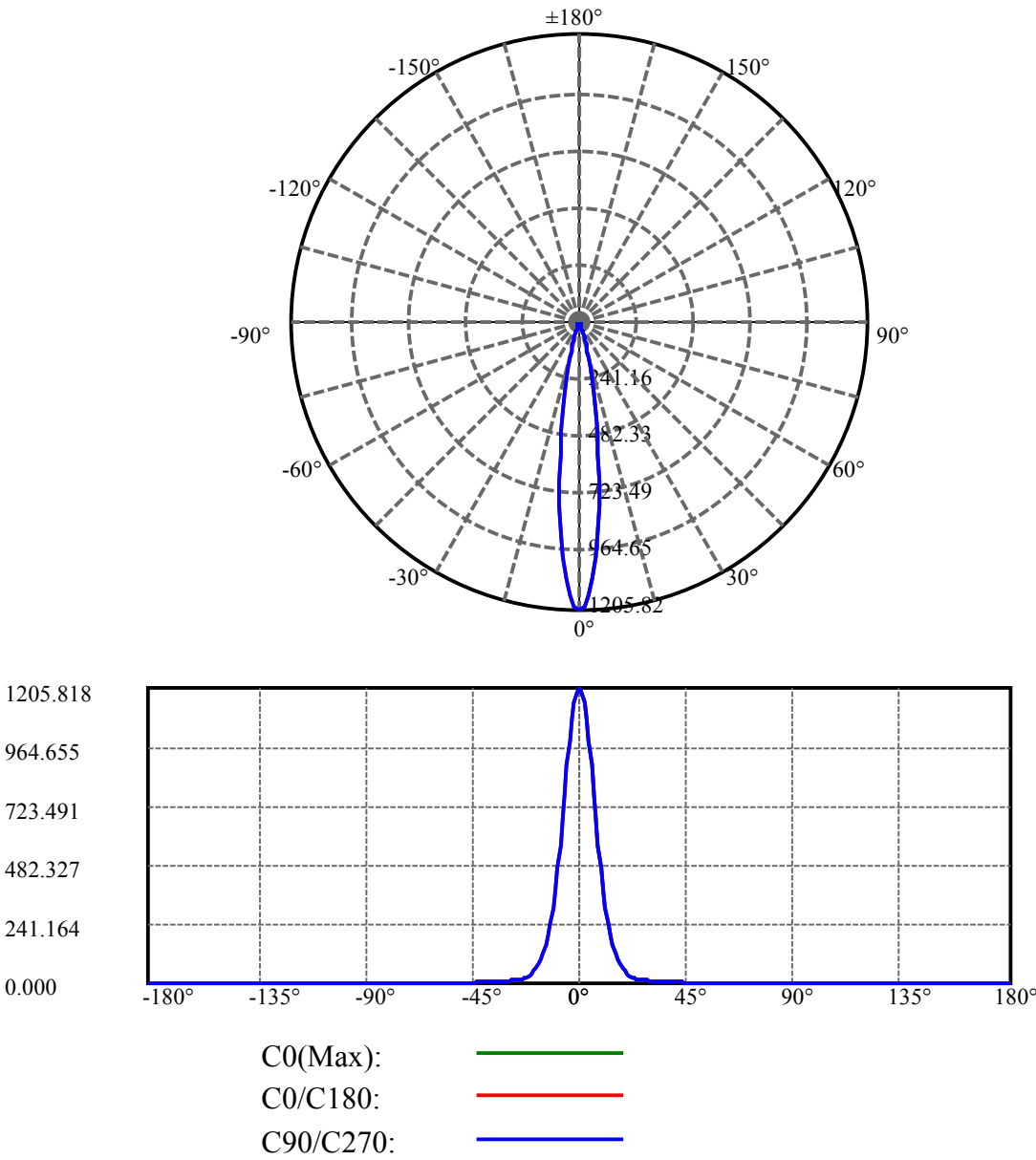
Beam angle of C0 plane : 15.25

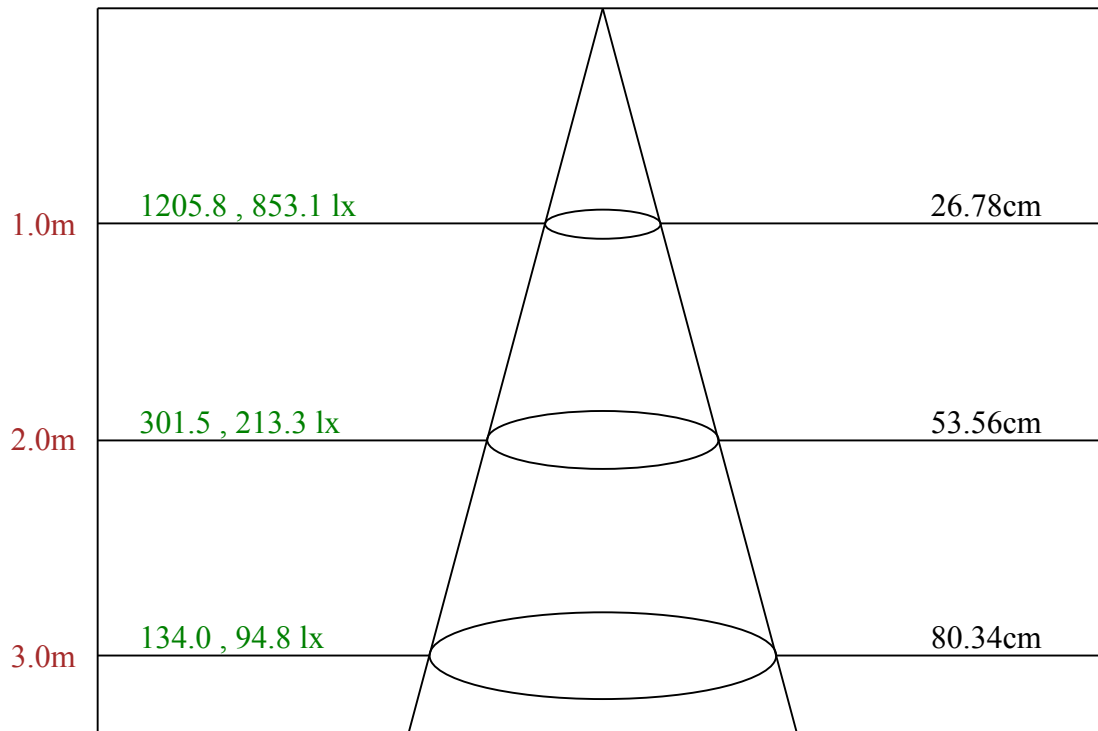
Average BeamAngle(IEC 61341): 15.25

Equipment: equipamento lumini
Temperature(°C): 25.0

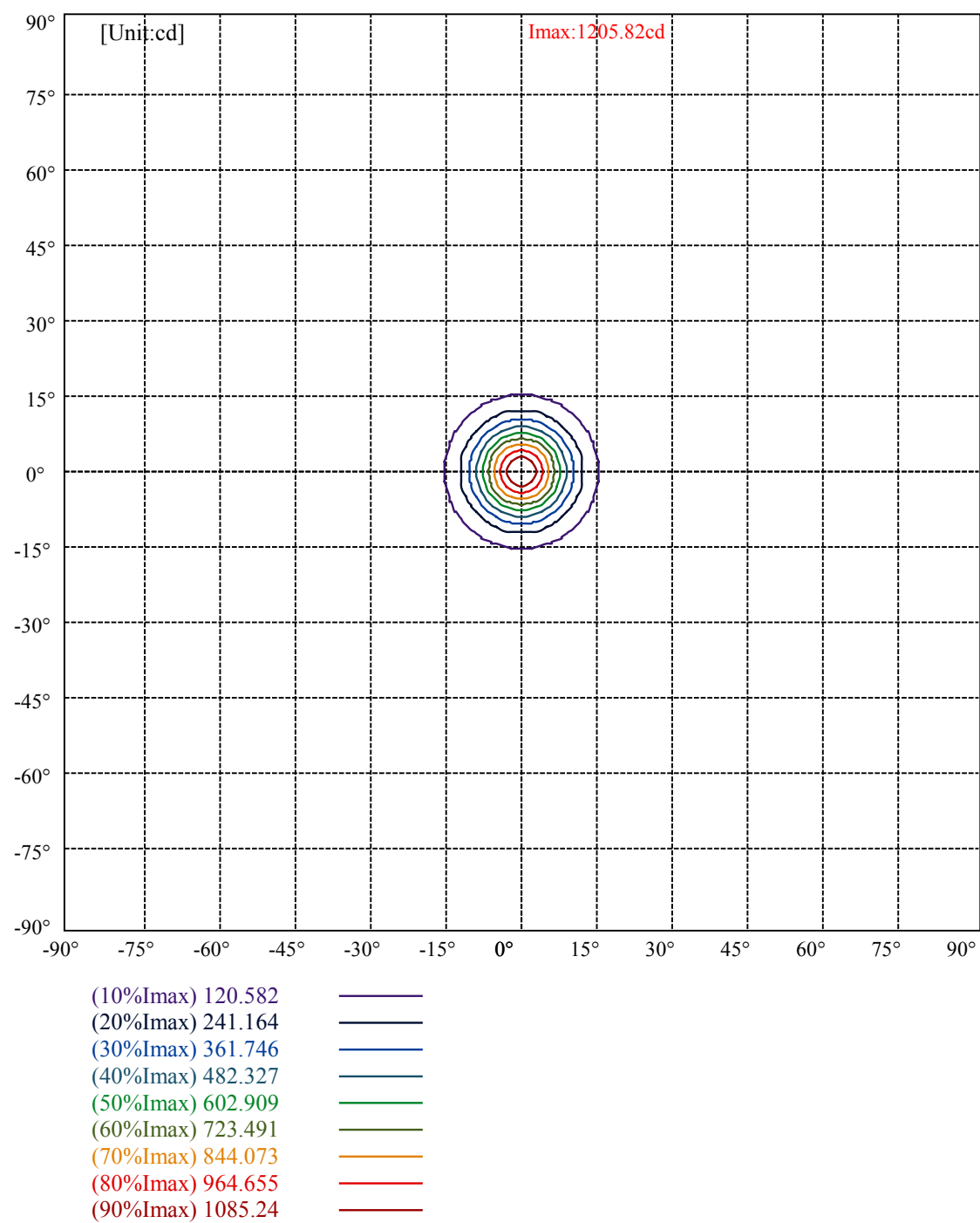
Date: 30/05/2025
Humidity(%): 58.0%

Operator: 01
Distance(m): 6.90





Max , Ave Beam angle of C0 plane 15.25



lumini

Luminance Limiting Curve(no luminous side)

Appendix Page: 5 Total:6

Luminance Table

γ	45	50	55	60	65	70	75	80	85
C0	2788	1568	875	647	739	903	1178	1649	3243
C45	2788	1568	875	647	739	903	1178	1649	3243
C90	2788	1568	875	647	739	903	1178	1649	3243

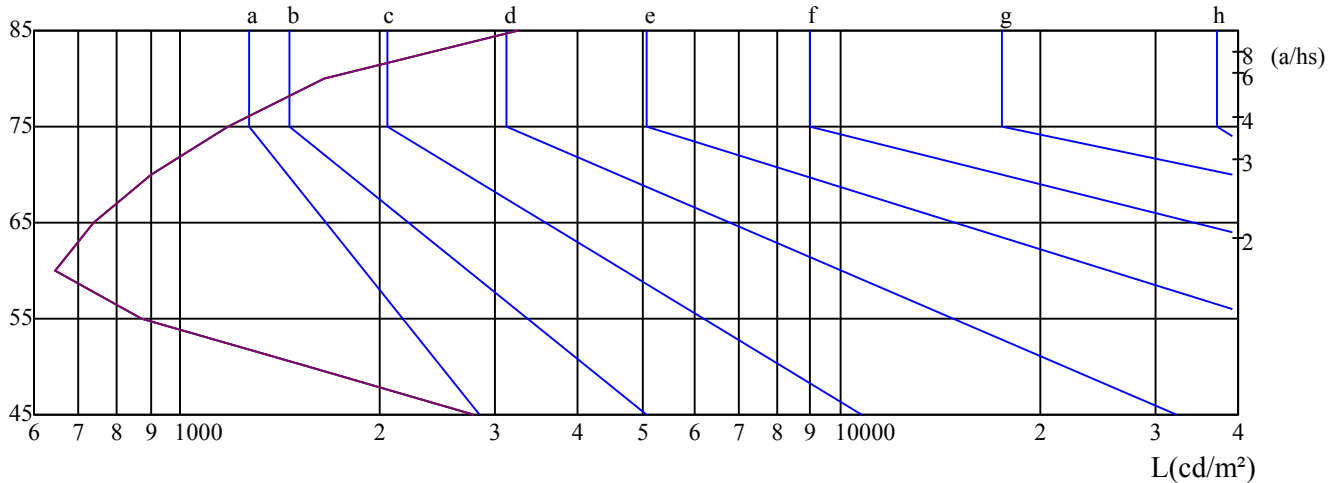
L(Hor)(65)	L(Ver)(65)	L45(65)	L(Hor)(75)	L(Ver)(75)	L45(75)	L(Hor)(85)	L(Ver)(85)	L45(85)
739	739	739	1178	1178	1178	3243	3243	3243

Glare Table

Glare	Quality	Service Values Illuminance(lx)							
1.15	A	2000	1000	500	≤ 300				
1.5	B		2000	1000	500	≤ 300			
1.85	C			2000	1000	500	≤ 300		
2.2	D				2000	1000	500	≤ 300	
2.55	E					2000	1000	500	≤ 300
		a	b	c	d	e	f	g	h

Luminance Limiting Curve

$\gamma(^{\circ})$



C0 ———

C45 ———

C90 ———

Equipment: equipamento lumini
Temperature($^{\circ}$ C): 25.0

Date: 30/05/2025
Humidity(%): 58.0%

Operator: 01
Distance(m): 6.90

Illumination assessment according UGR											
Rf of Ceiling		70	70	50	50	30	70	70	50	50	30
Rf of Wall		50	30	50	30	30	50	30	50	30	30
Rf of Floor		20	20	20	20	20	20	20	20	20	20
Room dimensions		Viewed crosswise					Viewed endwise				
X	Y										
2H	2H	5.73	6.64	6.14	7.01	7.39	5.56	6.47	5.97	6.84	7.21
	3H	6.14	6.95	6.58	7.34	7.75	6.03	6.84	6.46	7.23	7.63
	4H	6.65	7.40	7.09	7.80	8.23	6.55	7.30	6.99	7.70	8.13
	6H	7.46	8.14	7.92	8.57	9.03	7.43	8.11	7.89	8.54	9.00
	8H	7.99	8.64	8.46	9.08	9.54	8.08	8.73	8.55	9.17	9.63
	12H	8.75	9.37	9.23	9.82	10.29	8.83	9.45	9.30	9.89	10.37
4H	2H	5.65	6.39	6.09	6.80	7.23	5.49	6.24	5.93	6.64	7.07
	3H	6.30	6.93	6.77	7.37	7.85	6.20	6.83	6.68	7.28	7.75
	4H	7.11	7.66	7.60	8.13	8.63	7.04	7.58	7.52	8.05	8.56
	6H	8.21	8.69	8.73	9.19	9.70	8.22	8.71	8.74	9.20	9.71
	8H	8.97	9.41	9.50	9.92	10.45	9.10	9.55	9.63	10.05	10.58
	12H	9.98	10.39	10.51	10.88	11.46	10.08	10.49	10.62	10.99	11.57
8H	4H	7.42	7.86	7.95	8.37	8.90	7.36	7.80	7.88	8.30	8.83
	6H	8.85	9.21	9.40	9.73	10.30	8.88	9.24	9.43	9.77	10.33
	8H	9.88	10.19	10.46	10.75	11.31	10.03	10.34	10.61	10.90	11.45
	12H	11.15	11.39	11.74	11.95	12.52	11.27	11.50	11.85	12.06	12.63
12H	4H	7.53	7.94	8.06	8.43	9.01	7.46	7.87	7.99	8.37	8.94
	6H	9.13	9.43	9.70	10.00	10.55	9.16	9.46	9.73	10.03	10.58
	8H	10.26	10.50	10.85	11.06	11.63	10.39	10.63	10.98	11.19	11.76
Variation with the observer position at spacings:											
S = 1.0H		1.0/-2.0					1.0/-2.0				
S = 1.5H		1.6/-1.8					1.6/-1.8				
S = 2.0H		1.9/-1.7					1.9/-1.7				
Standard tables:		BKBF					BKBF				
Uncorrected UGR		-6.2					-6.2				

依据CIE Publ. 117 计算 UGR, S/H = 0.25